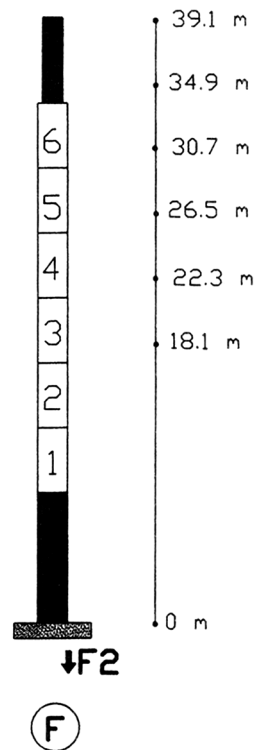
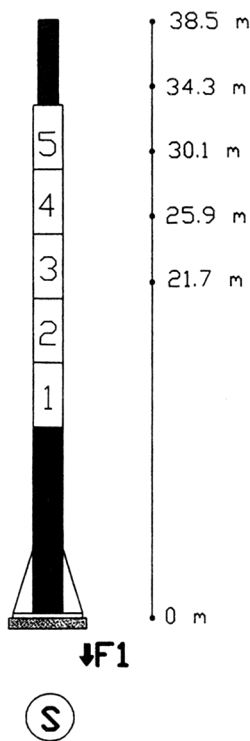
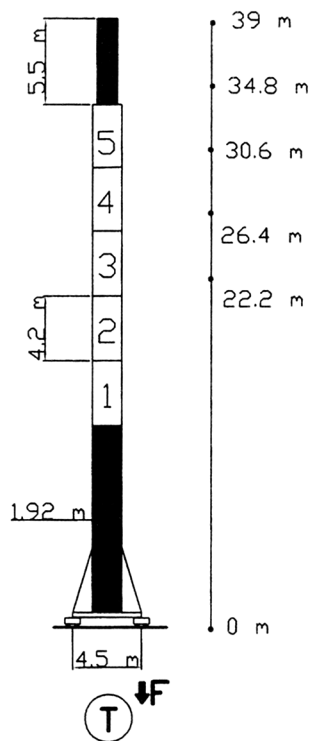
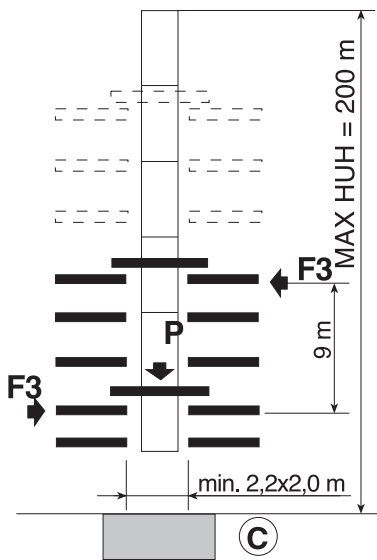


H (m) TORRE - TOWER



CONSULTARCI PER ALTEZZE SUPERIORI A QUELLE INDICATE



PESO TOTALE GRU ALLA MASSIMA ALTEZZA CRANE TOTAL WEIGHT AT MAX FREE STANDING HEIGHT		TON
(T)	TRASLANTE TRAVELLING	56
(S)	APPOGGIATA STATIONERY	53
(F)	FISSA FIXED ON PLINTH	48
(C)	RAMPANTE CLIMBING	36

380/440 V 50/60 Hz	ARGANO WINCH	POTENZA MAX MAIN SUPPLY	GRUPPO GEN. GEN. UNIT
⚡	40 HP	50 KVA	85 KVA
	50 HP	65 KVA	100 KVA

F	F1	F2	F3
57	45	78	21

F= Forze massime in t
Forze calcolate con vento fuori servizio a 37 m/s

Max force in t
Forces calculated with wind out of service at 37 m/s

N.B. PUÒ ESSERE INSTALLATO UN MOTORE DA HP 33 SENZA INVERTER

	RCO	0,7 rpm	2x65 Nm
	INVERTER R 43	0-55 m/min	4 Kw
	R 68	20/50 m/min	2x 35/35 Nm



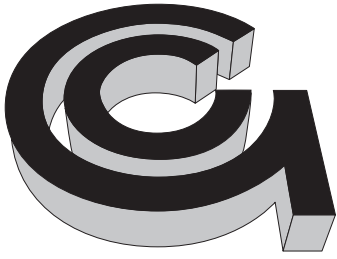
	HP 40 R 35,3 m/min	HP 50 R 33 m/min	Kg
	60	65	2000
	30	32	4000
	6	7	4000
	30	32	4000
	15	16	8000
	3	3,5	8000

I DATI NON SONO IMPEGNATIVI E POSSONO ESSERE MODIFICATI IN QUALSIASI MOMENTO SENZA PREAVVISO.
THE DATA CAN BE CHANGED IN EVERY MOMENT WITHOUT NOTICE.



G.C. s.p.a.

Via S. Gennariello, 26 - 80040 POLLENA TROCCHIA (NA) - ITALY
Telefono 081 897 20 52 (PBX 3 linee) - Fax 081 530 22 92
E-mail: info@gcitalia.com Internet: http://www.gcitalia.com

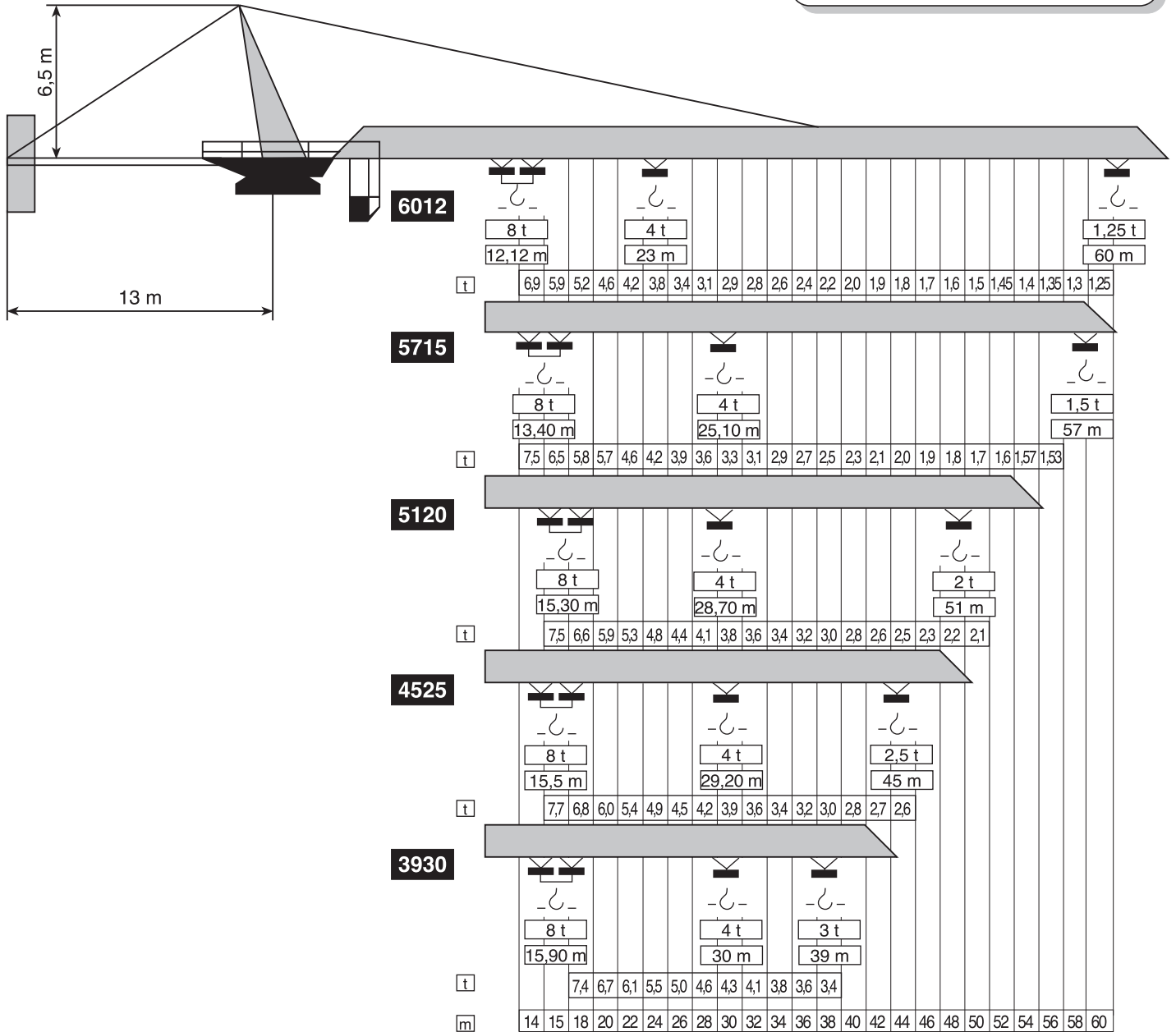


SINCERT



G.C. s.p.a.

MK 110



ALTEZZA MASSIMA CON ANCORAGGI MT. 200.
200 METER MAX. POSSIBLE HEIGHT WITH ANCHORING FRAME.

