

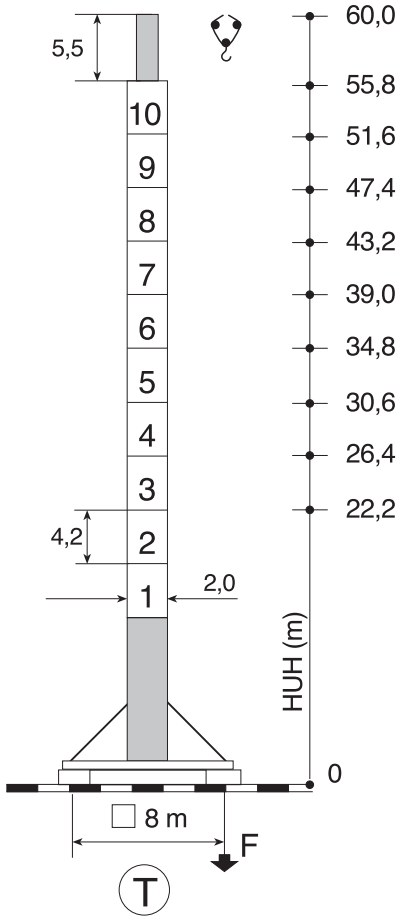
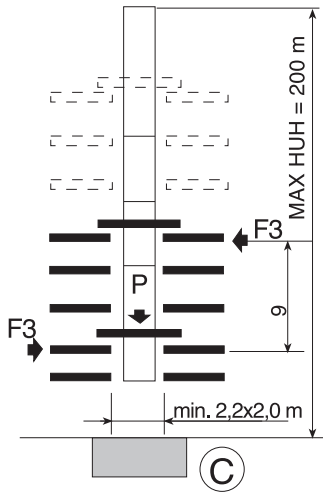


H (m) TORRE - TOWER



CONSULTARCI PER ALTEZZE SUPERIORI A QUELLE INDICATE



	MAST MODEL		
	MK 220		
	Mt	P	T
	tm	t	t
ⓕ	36	102	33
Ⓢ	36	125	33
Ⓣ	36	147	33

380/440 V 50/60 HZ	ARGANO WINCH	POTENZA MAX MAIN SUPPLY	GRUPPO GEN. GEN. UNIT
	50 HP	65 KVA	100 KVA
	70 HP	95 KVA	120 KVA

	F	F1	F2	F3
BT5	110	100	221	60

F= Forze massime in t
Forze calcolate con vento
fuori servizio a 37 m/s

Max force in t
Forces calculated with wind
out of service at 37 m/s



INVERTER DI SERIE ARGANO HOISTING WINCH		HP 50 R 33	HP 70 R 22	Kg
		65/50	96/70	2500
		32/20	45/30	6000
		7	7	6000
		32	48/35	5000
		16	22,5/15	12000
		3,5	3,5	12000

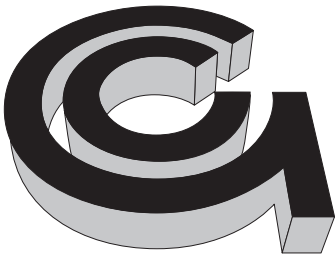
I DATI NON SONO IMPEGNATIVI E POSSONO ESSERE MODIFICATI IN QUALSIASI MOMENTO SENZA PREAVVISO.
THE DATA CAN BE CHANGED IN EVERY MOMENT WITHOUT NOTICE.

	RCO	0,7 rpm	3x65 Nm
	INVERTER R 43	0-65 m/min	4 KW
	R 90	25/50 m/min	4x 35/35 Nm



G.C. s.p.a.

Via S. Gennariello, 26 - 80040 POLLENA TROCCHIA (NA) - ITALY
Telefono 081 897 20 52 (PBX 3 linee) - Fax 081 530 22 92
E-mail: info@gcitalia.com Internet: http://www.gcitalia.com



SINCERT

Sistema di Qualità Certificato

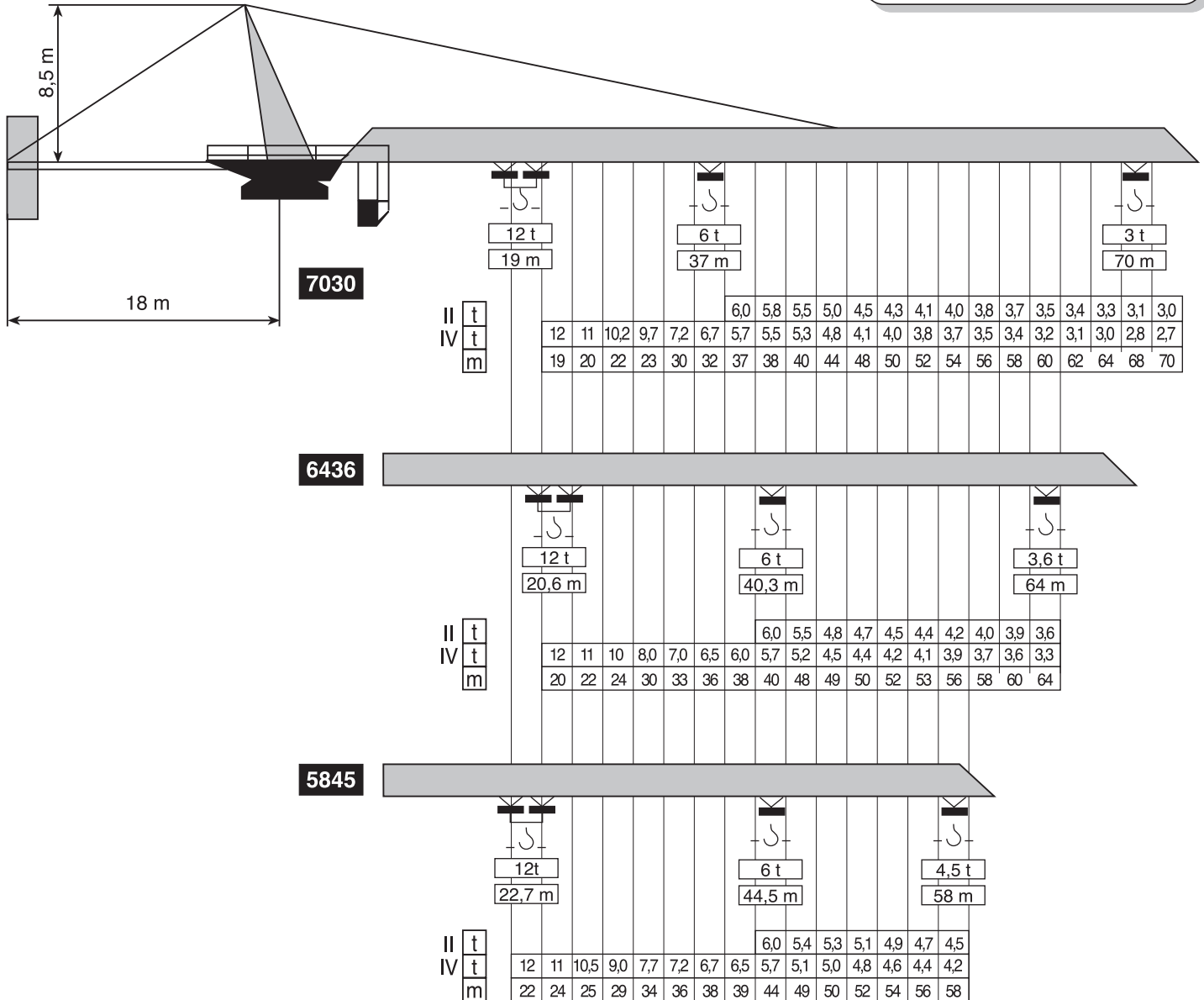


Certificato
N. 063

UNI EN ISO 9001

G.C. s.p.a.

MK 220



ALTEZZA MASSIMA CON ANCORAGGI MT. 200.
200 METER MAX. POSSIBLE HEIGHT WITH ANCHORING FRAME.

